

Workforce Focus

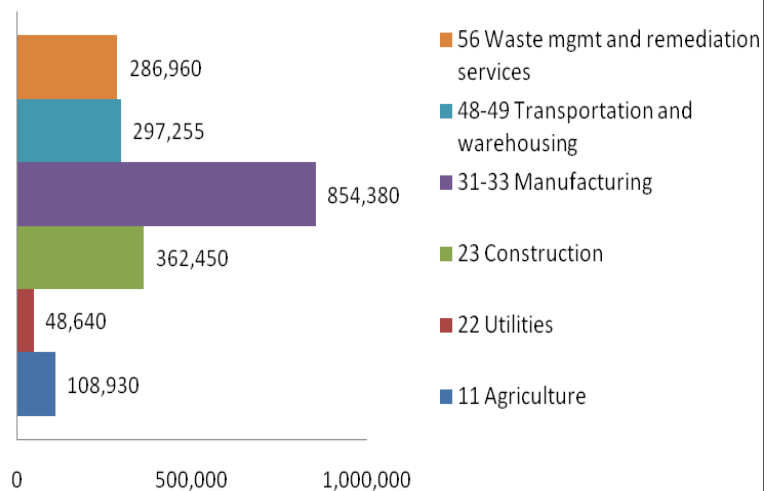
Sarnia Lambton Workforce Development Board

Green Economy in Ontario

The green economy is a rapidly growing sector affecting a wide array of industries and occupations. The introduction of Ontario's Green Energy Act (GEA), 2009, has served as a catalyst for building a stronger, more sustainable economy. In its first three years, the GEA is expected to create 50,000 clean energy jobs across the province. As the province transitions to a greener economy, one of the most critical issues facing "green" industries is the shortage of skilled labour.

According to Statistics Canada the environmental industry consists of activities undertaken by firms in measuring, preventing, limiting or correcting environmental damage, as well as those that engage in clean or resource-efficient technologies, that reduce emissions and/or that minimize waste disposal problems. With a wide range of activities included in this definition, the green economy can be best understood as a cluster of industries. The principal industries include: agriculture, administration and support, waste management and remediation services, construction, manufacturing, transportation and warehousing and utilities.

**Total Employment in Green Industries
Ontario**



There are a total of 1,958,615 people employed in the principal green industries in Ontario. This represents 31.77% of the total workforce in Ontario.

Source: Statistics Canada, Census 2006

What makes an industry "green"?

**Number of Businesses
Ontario**



- 11 Agriculture
- 22 Utilities
- 23 Construction
- 31-33 - Manufacturing
- 48-49 - Transportation and Warehousing
- 56 - Waste Mgmt and Remediation Services
- All other industries

While the six industries identified above represent a large portion of the green economy, there are still many other industries across Canada taking part in the transition to a greener economy. Many of the green initiatives presently underway are focused on increasing efficiency, reducing environmental footprint, and internal skills development programs. Additional examples of green initiatives are provided below.

Examples of Green Initiatives

Examples of Green Initiatives	
Site remediation	Energy efficiency
Air quality assessment	Light weighting initiatives (automotive)
Internal training/education courses	Energy auditing / energy efficient buildings
Sustainable packaging	Alternate fuel / bio fuels research and development
Reducing energy consumption	Integrated training / interdisciplinary
Water usage reduction	Fuel usage reduction
Emission reduction	

Source: Environmental Careers Organization Canada

As of June 2010, there were a total of 255,540 businesses operating on the principal green industries, representing 29.03% of all businesses in Ontario.

Source: Statistics Canada, Canadian Business Patterns, June 2010

Priority Occupations in the Green Economy

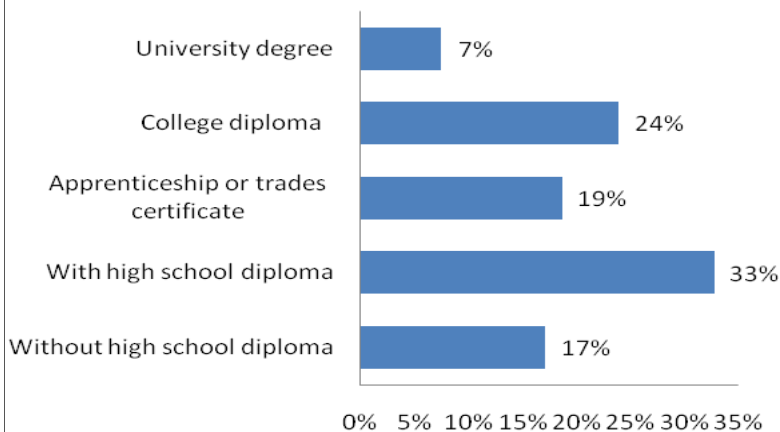
Research conducted by sector council Environmental Careers Organization (ECO) Canada has examined labour shortages expected to impact the environmental industry in the near future. Priority occupations are defined as those that are in short supply in the environmental sector. ECO Canada identified 10 occupations which are included in the following table.

Lambton					
NOC	Occupation	# Employed in Workforce	% of Total Employed	Top Industry of Employment	% Employed in Top Industry
0212	Architecture and science managers	15	0.02%	54 Professional, scientific and technical services	100.00%
2113	Geologists, geochemists and geophysicists	0	0.00%	N/A	N/A
2121	Biologists and related scientists	25	0.04%	54 Professional, scientific and technical services	60.00%
2122	Forestry professionals	0	0.00%	N/A	N/A
2123	Agricultural representatives, consultants and specialists	30	0.05%	11 Agriculture, forestry, fishing and hunting	83.33%
2131	Civil engineers	190	0.30%	54 Professional, scientific and technical services	55.26%
2153	Urban and land use planners	25	0.04%	91 Public administration	60.00%
2231	Civil engineering technologists and technicians	60	0.10%	54 Professional, scientific and technical services	83.33%
2263	Inspectors in public and environmental health and occupational health and safety	175	0.28%	31-33 Manufacturing	25.71%
4161	Natural and applied science policy researchers, consultants and program officers	110	0.17%	31-33 Manufacturing	40.91%
0212	Architecture and science managers	15	0.02%	54 Professional, scientific and technical services	100.00%

Source: Environmental Careers Organization Canada; Statistics Canada, Census 2006

Green Economy Industries in Lambton

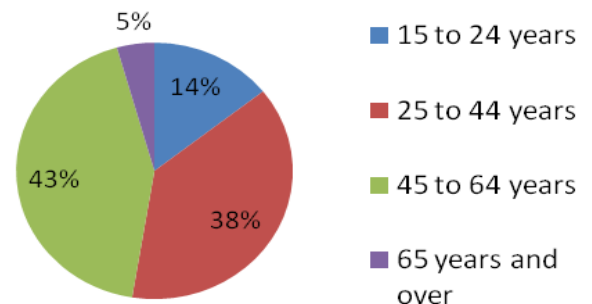
Educational Attainment



In Lambton 50% of people employed in green industries have attained a post secondary education; the majority of which have completed a college diploma. As more industries begin to integrate green practices, there will be a growing demand for specialized knowledge often attained through post-secondary education.

Source: Statistics Canada, Census 2006

Age of Workforce



In 2006, the majority of people employed in green industries were between 45 to 64 years of age. This suggests an increased need to replace retiring workers in the near future.

Source: Statistics Canada, Census 2006

**EMPLOYMENT
ONTARIO**

FOR MORE LABOUR MARKET INFORMATION
VISIT WWW.SLWDB.CA

Workforce Planning
Ontario
www.workforceplanningontario.ca